



# Session aims






## MAP THE TAP

Country	Population (World Bank, 2015)	% Access to drinking water (WHO, 2015)	Potential reason for water access
Angola	25.02 million	49.0	
South Sudan	12.34 million	58.7	
Kenya	46.05 million	63.2	
Algeria	39.67 million	83.6	
Afghanistan	32.53 million	55.3	
Cambodia	15.58 million	75.5	
China	1,371.22 million	95.5	


Country	Population (World Bank, 2015)	% Access to drinking water (WHO, 2015)	Potential reason for water access
India	1,311.05 million	94.1	
USA	321.42 million	99.2	
Haiti	10.71 million	57.7	
Honduras	8.08 million	91.2	
Cuba	11.39 million	94.9	
Ireland	4.64 million	97.9	
Germany	81.41 million	100.0	
France	66.81 million	100.0	
Republic of Moldova	3.55 million	88.4	




# Problems and Solutions



# 5 whys





# Wrap up



## Today's activities

- Large leap, small step, p. 25
- Power flower, not in toolkit
- Map the tap, p. 35-36
- Problems and solutions tree, p. 32
- 5 whys, not in toolkit
- Debate it, p.28

# Reflection



HEAD

What did you learn about power and privilege?



HEART

Do you feel differently about teaching this topic?



HANDS

What skills did you develop? How will you use them?